











Smartkit Vs Ezykit

Parts	Louvres (Blades)	Louver connects	Top/Bottom rail	Mid rail	S;les	Recessed L Frame	Recessed Z Frame
Smart Kit	 <p>Hollow</p>	 <p>Spring-loaded Cap</p>	 <p>Centred Groove</p>	 <p>Centred Groove</p>	 <p>Screws are pre-covered</p>	 <p>Screws are pre-covered</p>	 <p>Screws are pre-covered</p>
Ezykit	 <p>Solid</p>	 <p>Nylon Pin</p>	 <p>Side Groove</p>	 <p>Side Groove</p>	 <p>Requires screw covers</p>	 <p>Requires screw covers</p>	 <p>Requires screw covers</p>
Benefits	SmartKit is lighter in weight but still resistant to warping.	Spring caps are stronger, more durable, and easier to assemble.	Louvres can open on both sides; easier to assemble.	Louvres open from both sides; simplifies assembly.	No visible screw caps needed with Smartkit, cleaner look.	Seamless appearance, no visible screws with Smartkit.	Seamless appearance, no visible screws with Smartkit.